

Discharge Instruction/AVS Workflow when Discharging COVID Patients

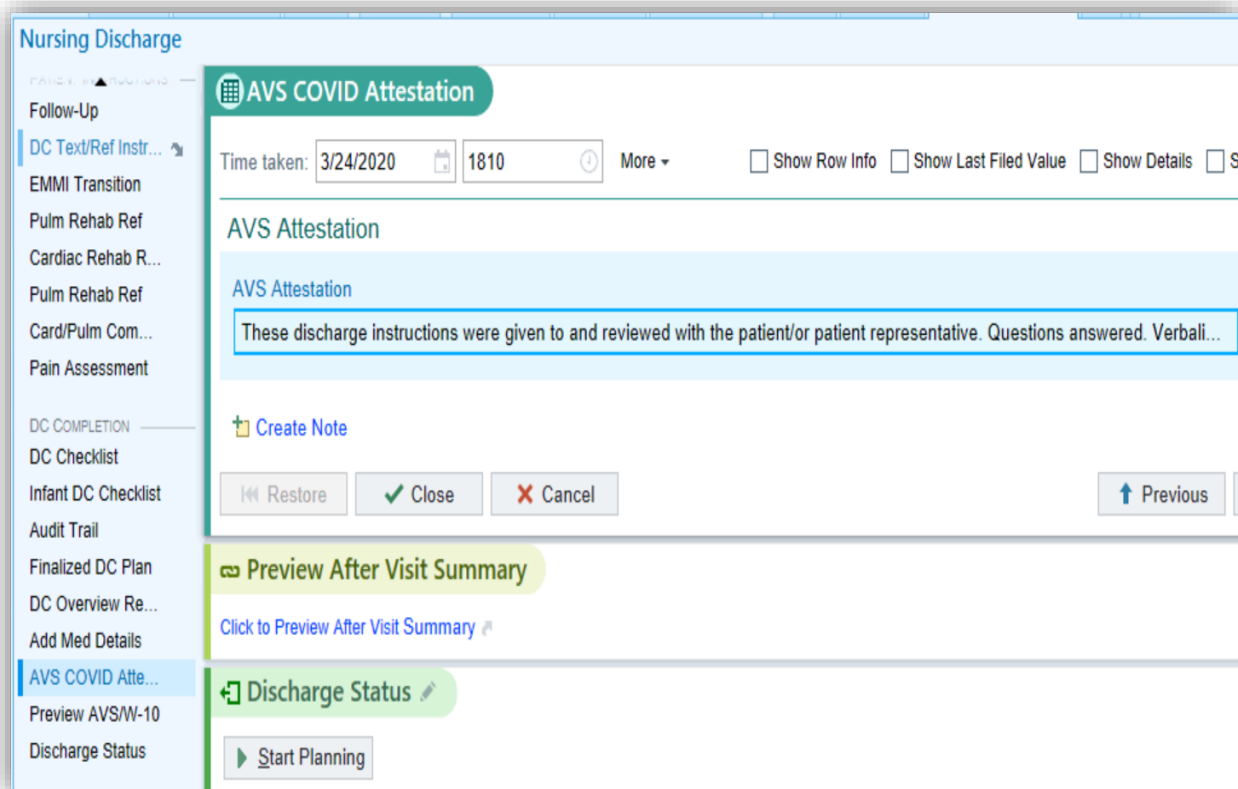
When discharging COVID patients, clinicians can attest in Epic that they provided & reviewed the After Visit Summary (AVS) with the patient or patient representative prior to discharge. This will eliminate the need to obtain the patient/patient representative signature on the paper document and eliminate scanning the signed paper into the electronic medical record.

Epic Instructions

- On the Discharge Navigator, the clinician can “Attest the AVS” has been provided and reviewed with the patient and/or patient representative.
- Click on the Attestation statement. This will allow it to be pulled into the AVS
- The clinician attestation will replace the patient/patient representative signature.
- Preview the AVS and confirm the attestation statement is present at the end of the AVS.
- Print the AVS (discard the signature page) and review with the patient and/or patient representative prior to discharge.

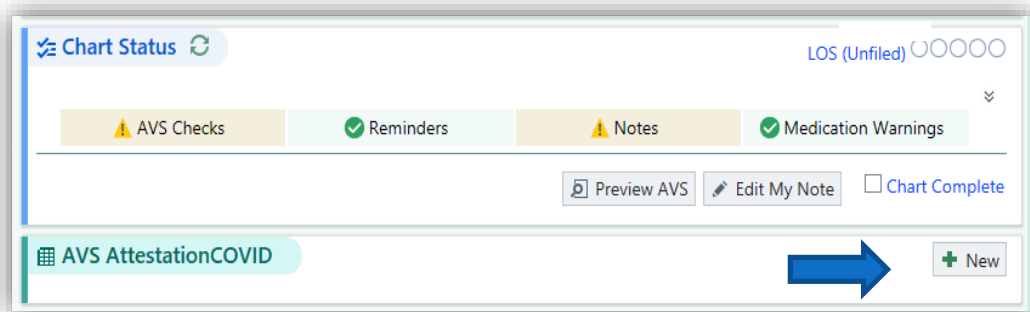
Inpatient Nurses

- Discharge Navigator: click on the AVS COVID Attestation
- Click the AVS attestation statement to add it to the AVS document

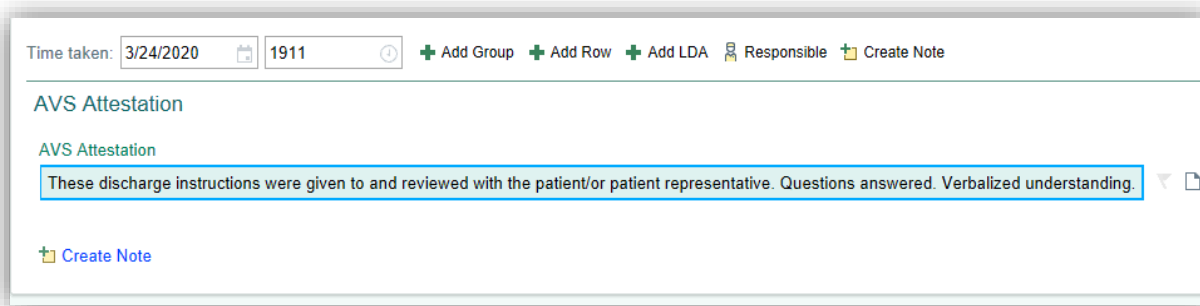


ED Providers

- Dispo Activity, click new.

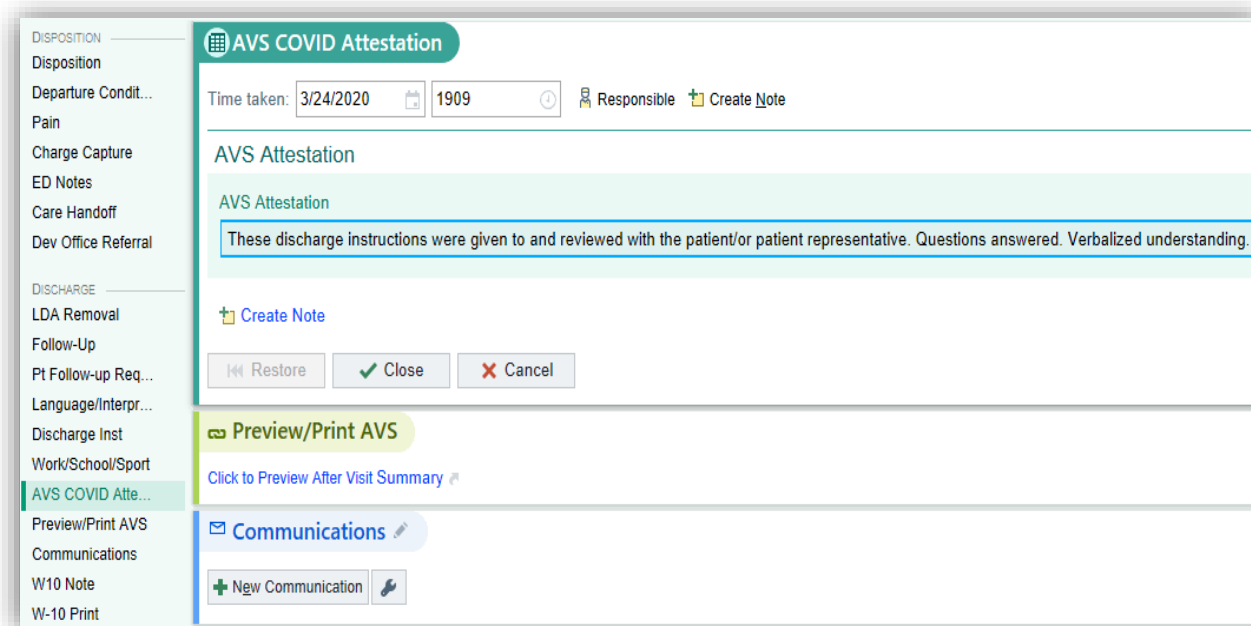


- Click the attestation statement in the pop up.



ED Nurses


- Disposition Activity: click on the AVS COVID Attestation
- Click the AVS attestation statement to add it to the AVS document



Here is a screenshot of the AVS with the Attestation Statement printed at the bottom:

Disclaimer
For Patients who currently smoke or have smoked in the last 12 months:
We encourage you to explore options for quitting.

Personal possessions have been secured and returned to the patient or caregiver

 **AVS Attestation**

	Most Recent Value
AVS Attestation	These discharge instructions were given to and reviewed with the patient/or patient representative. Questions answered. Verbalized understanding.

