

YNHH Virology COVID-19 collection with additional Viral Nasopharynx orders.

To conserve Universal Viral Transport Media (UTM) swab collection kits, Nasopharynx (NP) orders for COVID-19 with Rapid Flu, and/or Respiratory Virus PCR Panel will be combined onto one collection label when ordered at the same time. **DO NOT** collect a separate sample each test. Use the add-on function if orders are not placed at the same time. **DO NOT** collect a new swab.



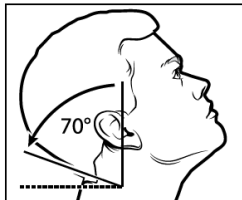
Rigid shaft regular tip
flocked swab is intended for
the **throat**.

Flexible shaft **minitip** flocked
swabs intended for
nasopharynx

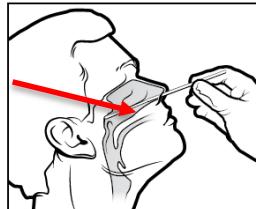


*OPTIONAL: Can insert same
swab into both sides or add throat
swab to enhance sensitivity if
desired, but label as **NP only**.*

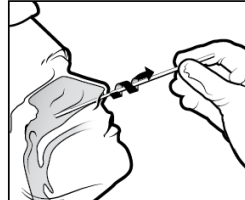
Nasopharynx Specimen Collection Procedure



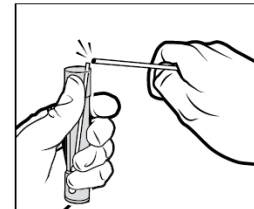
1 Tilt patient's head back 70 degrees.



2 Insert swab into nostril. (Swab should reach depth equal to distance from nostrils to outer opening of the ear.) Leave swab in place for several seconds to absorb secretions.



3 Slowly remove swab while rotating it. (Swab both nostrils with same swab.)



4 Place tip of swab into sterile viral transport media tube and snap/cut off the applicator stick.

Ensure cap is correctly aligned and tightly closed. Hand walk **COVID** swabs to the lab.



NOTE: Microbiology e-swabs are not acceptable for viral testing.



U.S. Department of
Health and Human Services
Centers for Disease
Control and Prevention

Yale
NewHaven
Health