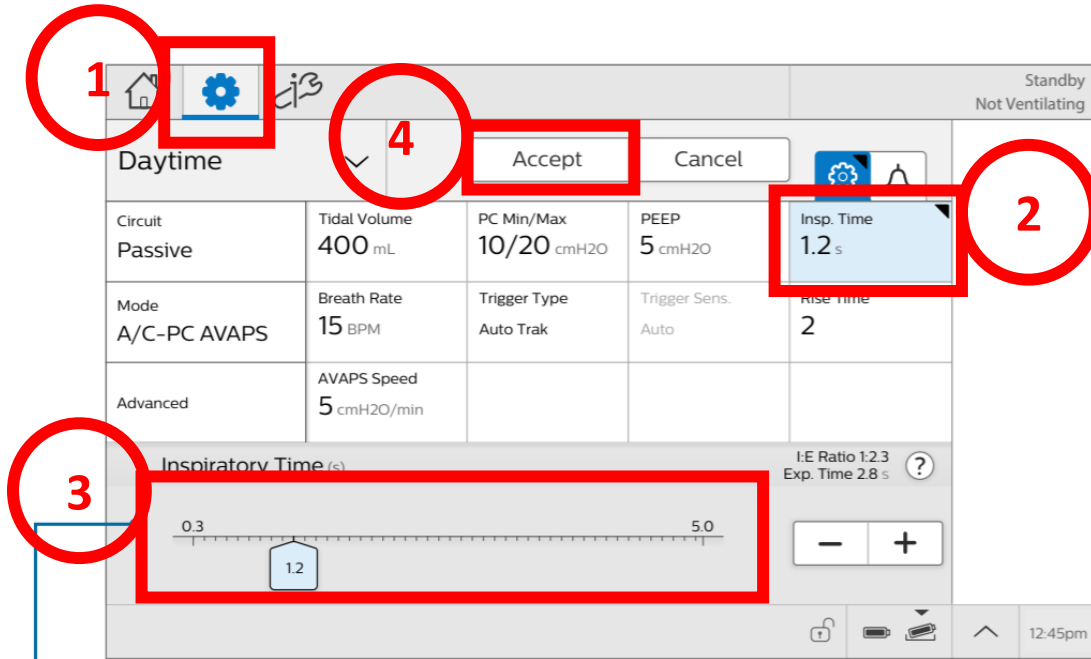


How to Change Key Settings on Trilogy Evo



Adjust prescription parameters, then tap **Accept** to save values
 Blue fill indicates the parameter is selected. Black in the corner indicates that the parameter has been changed from the prescription

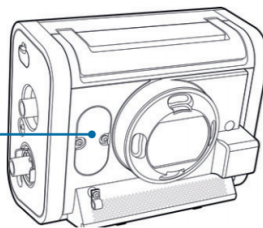
Select to change Tidal Volume

Select to change PEEP

Tidal Volume 400 mL	PC Min/Max 10/20 cmH2O	PEEP 5 cmH2O
Breath Rate 15 BPM	Trigger Type Auto Trak	Trigger Sens. Auto

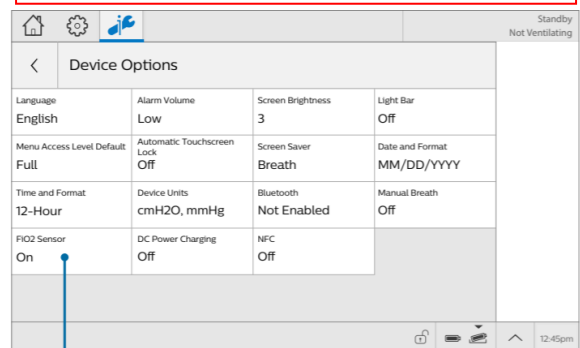
Select to change Rate

FiO₂ can ONLY be adjusted via the O₂ regulator on the wall. It can be monitored if the appropriate FiO₂ sensor is installed. See below to monitor FiO₂.



FiO₂ sensor compartment

An FiO₂ sensor may be installed here. See manual for details



Under options, device options, tap the **FiO₂ Sensor** option and ensure the control is set to "On"