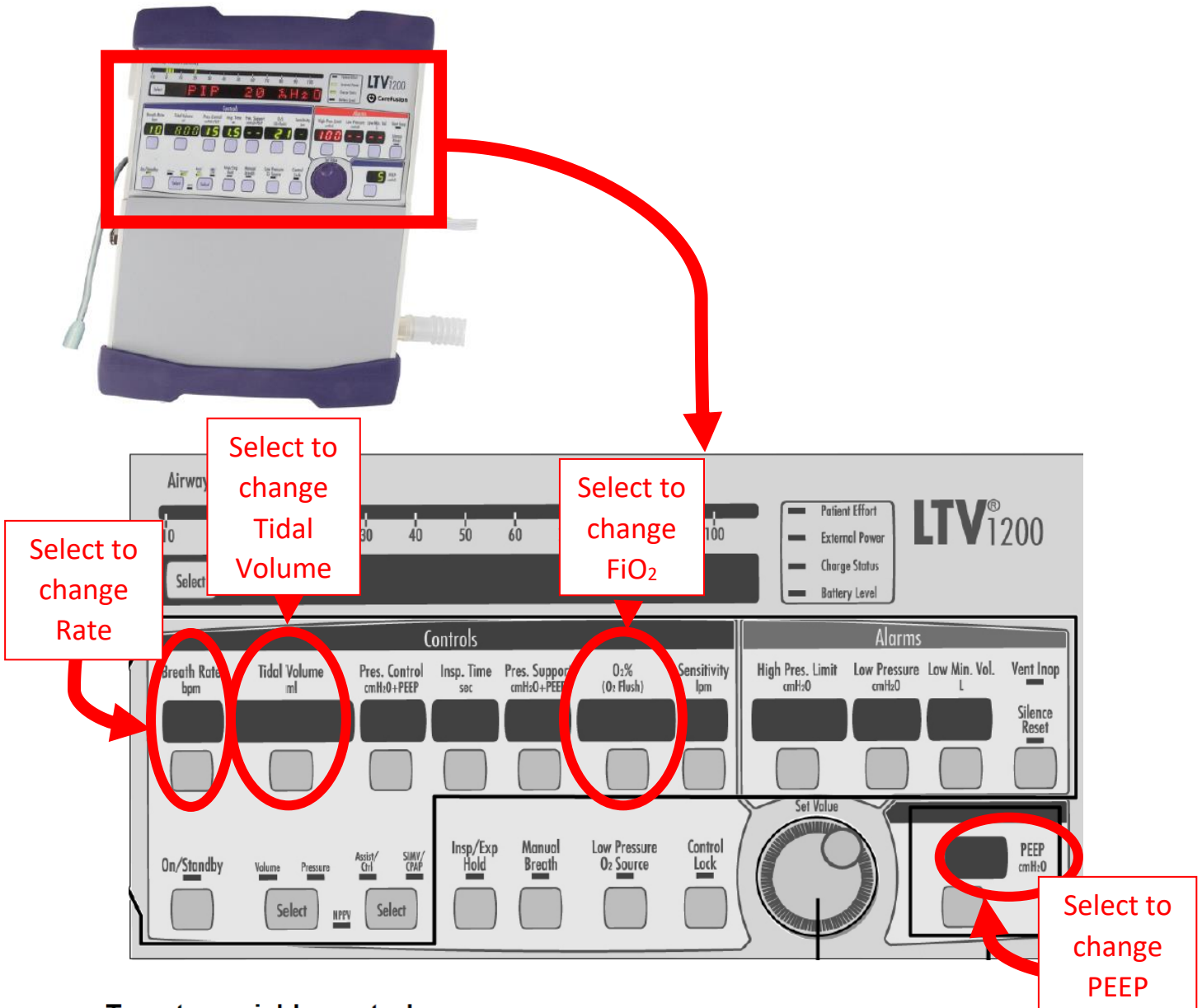

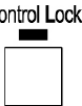


How to Change Key Settings on LTV 1200 Ventilator



To set a variable control:

- 1) Select the control by pressing the associated button. The display for the selected control will be displayed at normal brightness and all other control displays will be dimmed.
- 2) Change the control value by rotating the **Set Value** Knob. Rotate clockwise to increase and counter-clockwise to decrease the value.
 
- 3) The new control value goes into effect when the operator:
 - Presses the selected button again, or
 - Selects another control, or
 - Presses the **Control Lock** button, or
 - Waits 5 seconds

All controls will then return to their normal brightness.