

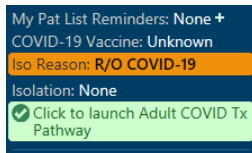
YaleNewHavenHealth

Accessing COVID-19 Ambulatory Treatment Pathways

Care Signature pathways (adult and pediatrics) have been developed to guide clinical decision-making and to access orders pertaining to oral and IV COVID-19 therapies for outpatients. This tip sheet outlines the workflow.

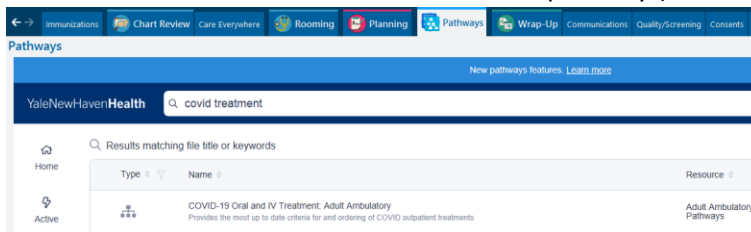
Placing Orders through Storyboard Alert

1. Log in and locate the patient's chart and open.
2. Next open correct Encounter within Patient Station.
3. Click on the Storyboard alert, which will appear for outpatients with a COVID-19 test performed at a YNHHS site. Click the link within the alert to launch the COVID-19 Pathway to place orders for treatment.

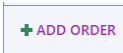


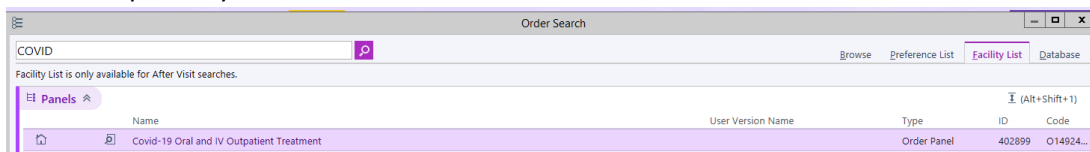
Placing Orders through Pathway Activity

1. Log in and locate the patient's chart and open.
2. Next open correct Encounter within Patient Station.
3. Locate the 'Pathways' activity tab. Enter keywords in the Search bar (e.g., "COVID-19 oral"). Locate and launch the "Covid-19 Oral and IV Treatment" pathway (adult or pediatrics) to place orders for treatment.

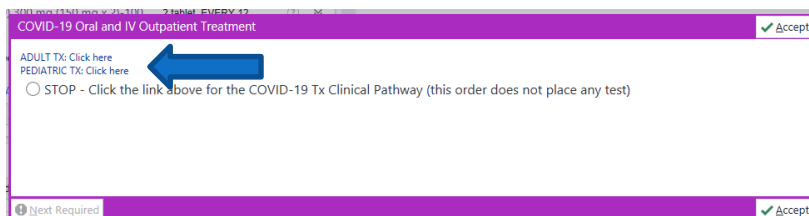


Placing Orders through Order Entry

1. Log in and locate the patient's chart and open.
2. Next open correct Encounter within Patient Station.
3. Within 'Add Order'  type into the Search bar 'COVID' (or the name of the desired outpatient COVID treatment). Locate on the facility list the "COVID-19 Oral and IV Outpatient Treatment" panel and select the pathway.



4. Within the panel, select the blue hyperlink for the appropriate population to launch the pathway to place orders for treatment.



***Note: Before signing, remove the above panel to proceed with orders.